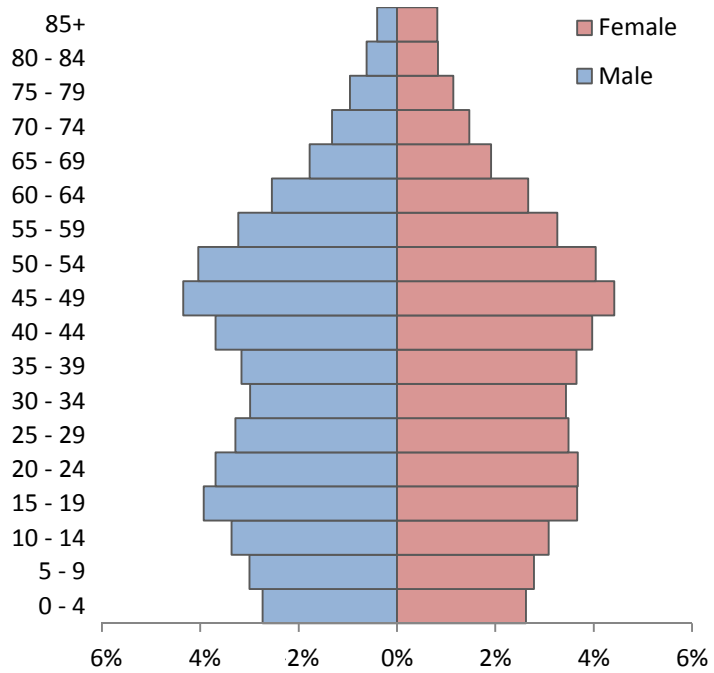
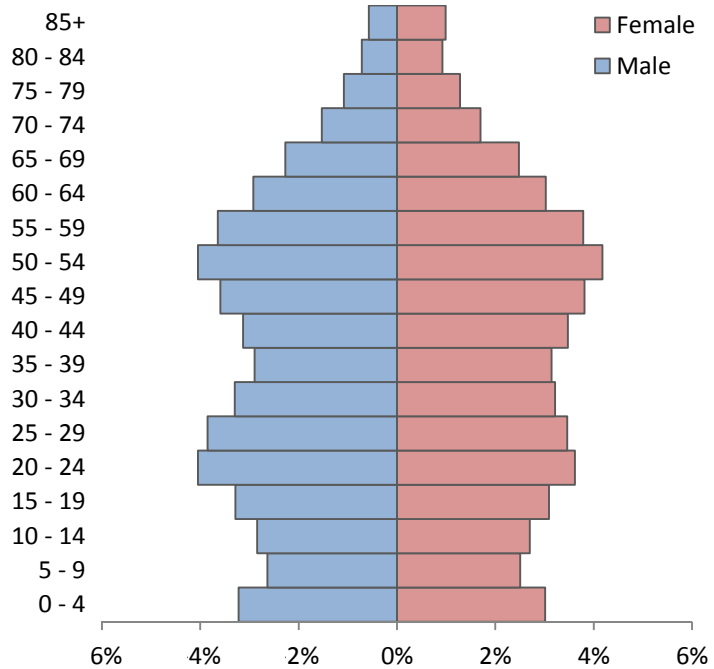


# City of Mississauga Age Structure Forecast 2011-2041

2011			
	Total	Male	Female
0 - 4	39,800	20,300	19,500
5 - 9	43,000	22,300	20,700
10 - 14	47,900	25,000	22,900
15 - 19	56,400	29,200	27,200
20 - 24	54,700	27,400	27,300
25 - 29	50,300	24,400	25,900
30 - 34	47,700	22,200	25,500
35 - 39	50,600	23,500	27,100
40 - 44	56,900	27,400	29,500
45 - 49	65,100	32,300	32,800
50 - 54	60,000	30,000	30,000
55 - 59	48,200	24,000	24,200
60 - 64	38,700	18,900	19,800
65 - 69	27,400	13,200	14,200
70 - 74	20,700	9,800	10,900
75 - 79	15,600	7,100	8,500
80 - 84	10,800	4,600	6,200
85+	9,000	3,000	6,100
<b>Total</b>	<b>742,700</b>	<b>364,600</b>	<b>378,100</b>

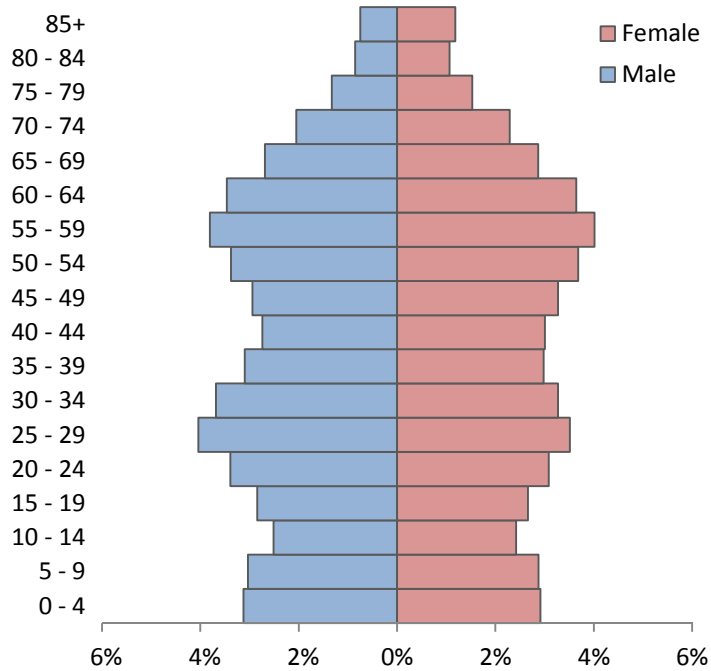


2016			
	Total	Male	Female
0 - 4	47,800	24,700	23,100
5 - 9	39,300	20,200	19,200
10 - 14	42,500	21,800	20,700
15 - 19	48,900	25,200	23,700
20 - 24	58,700	31,000	27,700
25 - 29	56,000	29,500	26,500
30 - 34	49,900	25,300	24,600
35 - 39	46,300	22,200	24,100
40 - 44	50,600	24,000	26,600
45 - 49	56,700	27,500	29,200
50 - 54	63,000	31,000	32,000
55 - 59	56,900	27,900	29,000
60 - 64	45,600	22,400	23,200
65 - 69	36,400	17,400	19,000
70 - 74	24,600	11,700	13,000
75 - 79	18,100	8,300	9,800
80 - 84	12,500	5,500	7,100
85+	12,000	4,400	7,600
<b>Total</b>	<b>765,900</b>	<b>379,900</b>	<b>386,000</b>

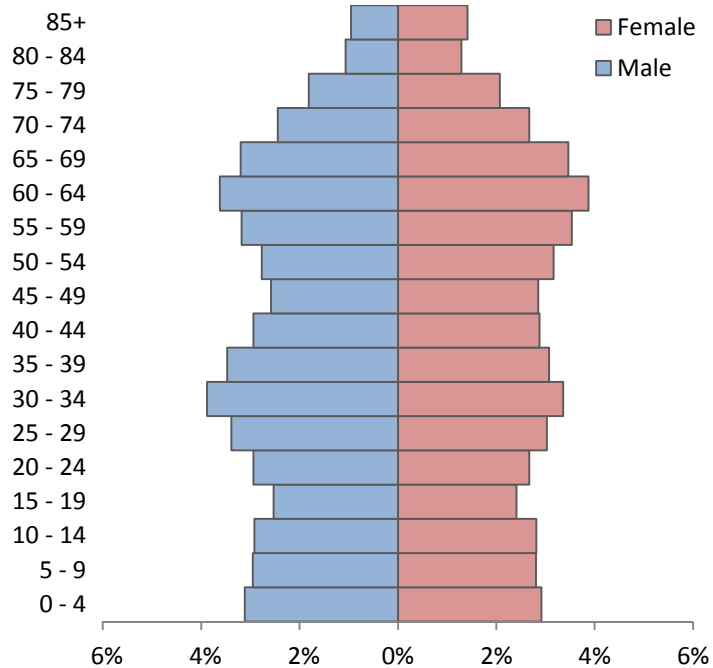


# City of Mississauga Age Structure Forecast 2011-2041

2021			
	Total	Male	Female
0 - 4	47,400	24,500	22,900
5 - 9	46,400	23,800	22,600
10 - 14	38,700	19,700	19,000
15 - 19	43,200	22,300	20,900
20 - 24	50,900	26,600	24,200
25 - 29	59,300	31,700	27,600
30 - 34	54,600	28,900	25,700
35 - 39	47,700	24,300	23,400
40 - 44	45,200	21,500	23,600
45 - 49	48,700	23,100	25,700
50 - 54	55,400	26,500	28,900
55 - 59	61,300	29,900	31,500
60 - 64	55,900	27,200	28,600
65 - 69	43,600	21,100	22,500
70 - 74	34,000	16,100	18,000
75 - 79	22,400	10,400	12,000
80 - 84	15,100	6,700	8,400
85+	15,200	5,900	9,300
<b>Total</b>	<b>784,800</b>	<b>390,000</b>	<b>394,800</b>

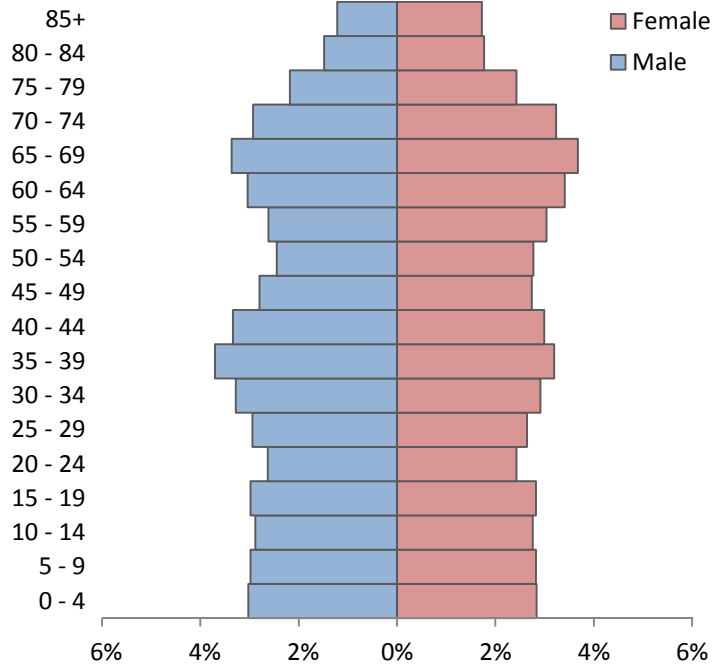


2026			
	Total	Male	Female
0 - 4	48,600	25,100	23,500
5 - 9	46,400	23,800	22,600
10 - 14	46,200	23,500	22,700
15 - 19	39,700	20,400	19,400
20 - 24	45,200	23,700	21,500
25 - 29	51,700	27,300	24,400
30 - 34	58,400	31,300	27,100
35 - 39	52,800	28,000	24,800
40 - 44	46,900	23,700	23,200
45 - 49	43,800	20,800	23,000
50 - 54	47,800	22,300	25,500
55 - 59	54,100	25,600	28,500
60 - 64	60,400	29,200	31,200
65 - 69	53,700	25,800	27,900
70 - 74	41,100	19,700	21,500
75 - 79	31,300	14,600	16,700
80 - 84	19,000	8,600	10,400
85+	19,000	7,700	11,400
<b>Total</b>	<b>806,000</b>	<b>401,000</b>	<b>404,900</b>

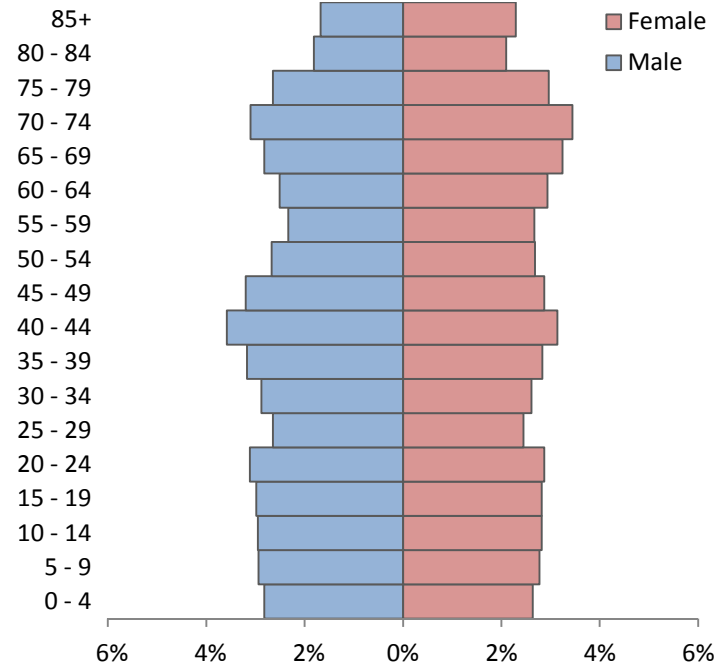


# City of Mississauga Age Structure Forecast 2011-2041

2031			
	Total	Male	Female
0 - 4	48,600	25,100	23,500
5 - 9	48,100	24,700	23,400
10 - 14	46,800	23,900	22,900
15 - 19	48,100	24,700	23,400
20 - 24	41,900	21,800	20,100
25 - 29	46,300	24,400	21,900
30 - 34	51,400	27,200	24,200
35 - 39	57,100	30,700	26,500
40 - 44	52,400	27,700	24,800
45 - 49	45,900	23,200	22,700
50 - 54	43,300	20,300	23,000
55 - 59	46,900	21,700	25,200
60 - 64	53,500	25,200	28,300
65 - 69	58,300	27,900	30,500
70 - 74	51,100	24,300	26,800
75 - 79	38,200	18,100	20,100
80 - 84	27,000	12,300	14,700
85+	24,300	10,100	14,300
Total	829,100	413,000	416,200



2036			
	Total	Male	Female
0 - 4	46,600	24,100	22,500
5 - 9	48,800	25,100	23,700
10 - 14	49,300	25,200	24,100
15 - 19	49,600	25,500	24,100
20 - 24	51,100	26,600	24,500
25 - 29	43,500	22,600	20,900
30 - 34	46,900	24,600	22,300
35 - 39	51,300	27,100	24,200
40 - 44	57,400	30,600	26,800
45 - 49	51,800	27,300	24,500
50 - 54	45,700	22,800	22,900
55 - 59	42,700	19,900	22,800
60 - 64	46,500	21,400	25,100
65 - 69	51,800	24,100	27,700
70 - 74	55,900	26,500	29,400
75 - 79	47,900	22,600	25,300
80 - 84	33,300	15,500	17,900
85+	33,900	14,300	19,600
Total	853,900	425,600	428,400



## City of Mississauga Age Structure Forecast 2011-2041

2041			
	Total	Male	Female
0 - 4	45,400	23,500	21,900
5 - 9	47,700	24,600	23,100
10 - 14	50,900	26,000	24,900
15 - 19	53,000	27,300	25,700
20 - 24	53,200	27,700	25,500
25 - 29	53,400	27,600	25,800
30 - 34	45,000	23,200	21,800
35 - 39	48,000	25,100	22,900
40 - 44	52,400	27,500	24,900
45 - 49	57,100	30,400	26,700
50 - 54	51,900	27,000	24,900
55 - 59	45,200	22,400	22,800
60 - 64	42,400	19,600	22,800
65 - 69	45,100	20,500	24,700
70 - 74	49,800	23,000	26,800
75 - 79	52,400	24,600	27,800
80 - 84	41,800	19,400	22,400
85+	44,000	18,900	25,200
<b>Total</b>	<b>878,400</b>	<b>438,000</b>	<b>440,500</b>

